

Common Features:

- Apertures accepting a wide range of busbar size.
- Easy Busbar Mounting.
- CT's are ultrasonically welded and are unbreakable.
- Terminals are finger touch proof for safety
- Highly Cost effective.
- Compact in size.

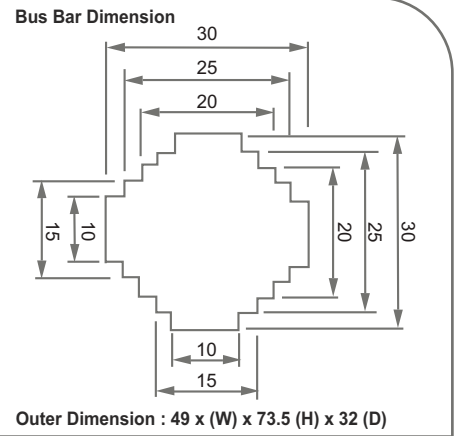
Specification:

System Voltage	720 V maximum	Saturation coefficient	< 5
Test Voltage	3kV for 1minute	Insulation Class	Class E
System Frequency	50 Hz or 60 Hz	Secondary terminals	M5 Screw clamps
Primary ratings	From 50A to 4000A	Operating Temperature	-20° C to +70° C
Secondary outputs	5A is standard; 1A on request	Humidity	< 95% RH (non condensing)
Short circuit thermal Current (Ith)	60 x Rated primary current for 1 sec	Enclosure	Flame retardant glass filled ABS
Over load withstand	1.2 times rated current continuously	Compliance with	VE 404 and IEC185 / IEC61869
Rated dynamic Current	2.55 x Ith	Mounting hardware	Feet and Busbar screws



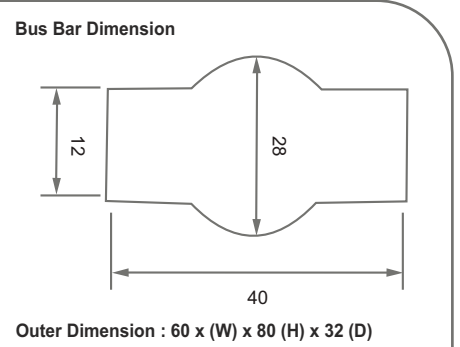
MODEL-301

MODEL	RATIO		1 VA	2.5 VA	5 VA
301-60/5A	60/5A	CLASS	3	-	-
301-75/5A	75/5A	CLASS	3	-	-
301-80/5A	80/5A	CLASS	3	-	-
301-100/5A	100/5A	CLASS	1	-	-
301-125/5A	125/5A	CLASS	1	-	-
301-150/5A	150/5A	CLASS	1	3	-
301-200/5A	200/5A	CLASS	-	1	-
301-250/5A	250/5A	CLASS	-	1	-
301-300/5A	300/5A	CLASS	-	1	3
301-400/5A	400/5A	CLASS	-	-	1
301-500/5A	500/5A	CLASS	-	-	1
301-600/5A	600/5A	CLASS	-	-	1



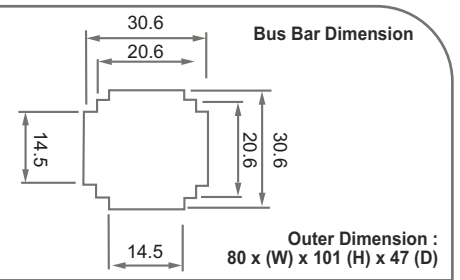
MODEL-401

MODEL	RATIO		2.5 VA	5 VA	7.5 VA
401-150/5A	150/5A	CLASS	3	-	-
401-200/5A	200/5A	CLASS	1	-	-
401-250/5A	250/5A	CLASS	1	-	-
401-300/5A	300/5A	CLASS	1	3	-
401-400/5A	400/5A	CLASS	-	1	3
401-500/5A	500/5A	CLASS	-	0.5	1
401-600/5A	600/5A	CLASS	-	0.5	1
401-750/5A	750/5A	CLASS	-	0.5	1
401-800/5A	800/5A	CLASS	-	0.5	1



MODEL-501

MODEL	RATIO		10 VA
501-125/5A	125/5A	CLASS	0.5
501-150/5A	150/5A	CLASS	0.5
501-200/5A	200/5A	CLASS	0.5
501-250/5A	250/5A	CLASS	0.5
501-300/5A	300/5A	CLASS	0.5
501-400/5A	400/5A	CLASS	0.5



MODEL-3301

MODEL	RATIO		1.25 VA	2.5 VA	5 VA	10 VA
3301-50/5A	50/5A	CLASS	3	-	-	
3301-60/5A	60/5A	CLASS	1	-	-	
3301-75/5A	75/5A	CLASS	1	-	-	
3301-80/5A	80/5A	CLASS	1	-	-	
3301-100/5A	100/5A	CLASS	-	-	1	
3301-125/5A	125/5A	CLASS	-	-	1	
3301-150/5A	150/5A	CLASS	-	-	1	
3301-200/5A	200/5A	CLASS	-	-	1	
3301-250/5A	250/5A	CLASS	-	-	-	1
3301-300/5A	300/5A	CLASS	-	-	-	1
3301-400/5A	400/5A	CLASS	-	-	-	1
3301-500/5A	500/5A	CLASS	-	-	-	1
3301-600/5A	600/5A	CLASS	-	-	-	1
3301-750/5A	750/5A	CLASS	-	-	-	1

