




Features:

- ▶ Leakage current display in percentage
- ▶ User programmable trip level and timer delay using DIP switch
- ▶ Door mount
- ▶ CBCT available in various sizes
- ▶ Compliance with IEC 947-1
- ▶ CBCT Open Circuit Detection



Advantages:

- ▶ DIN Rail mounted
- ▶ Protects human life
- ▶ Constant leakage current detection
- ▶ Fewer nuisance trips

Applications:

- ▶ Generator Control Panel
- ▶ Distribution Control Panel
- ▶ Protection Control Panel

Input Specification

Status Normally de-energised
 Reset Manual

Output Specifications

Relay contacts 1 potential free contact (NO, C & NC) /
 2 C/O Optional (energize on trip)
 Contact Rating 6A/230V AC/28V DC

Functional Specifications

Leakage Current Via CBCT (1, 2, 3, 4, 5, 6, 7, 8A)
 Power ON Delay Approx. 1 sec
 Trip time Delay 0.05, 0.1, 0.5, 1.0, 1.5, 2.0, 2.5 & 3.0 (ranges)
 CBCT Sizes 35mm, 70mm and 120mm, 210mm and any other rectangular/ round CBCT on request
 Voltage Rating 240V AC/110V AC
 Voltage Tolerance -25% to +10%
 Current CBCT Secondary
 Overload x2 continuously, x10 for 3 sec as per Bs6253
 Burden 3VA max.

Supply Specifications

Supply Voltage 90-270V AC/ DC (±15% tolerance)
 Supply Frequency 50/60 Hz
 Power Consumption 3VA max.

Environmental Specification

Operating Temperature -10°C to 70°C
 Storage Temperature -20°C to 50°C
 Humidity Up to 95% RH

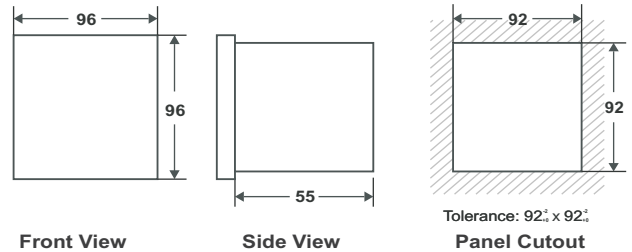
Mechanical Specification

Weight 228 g
 Dimensions 96X96X48mm (WxHxD)
 Mounting DIN Rail (35mm)
 Enclosure ABS Thermoplastic

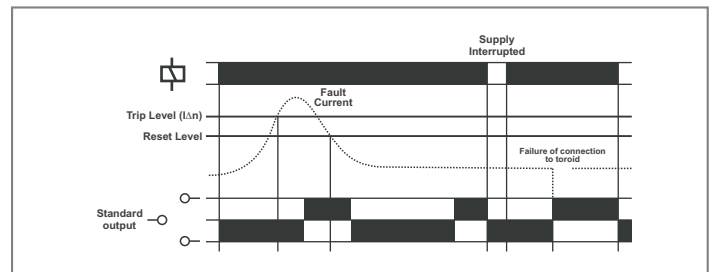
User Settable Parameters

Range Set 1, 2, 3, 4, 5, 6, 7, 8A
 Delay Set 0.05, 0.1, 0.5, 1.0, 1.5, 2.0, 2.5 & 3.0 (ranges)

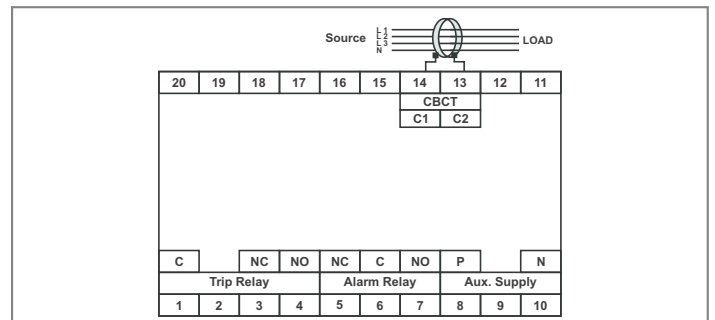
Dimension



Functional Diagram



Connection Diagram



Ordering Information

Ordering Code	Description
VIPS 98D-110-8 A	DIP switch ELR with auxiliary supply 110 V, 1-8 A current rating
VIPS 98D-240-8 A	DIP switch ELR with auxiliary supply 240 V, 1-8 A current rating