



**Features:**

- ▶ 7 segment bright red LED display
- ▶ Site Programmable CT and PT ratio
- ▶ True RMS measurement
- ▶ Password protection
- ▶ Optional features
  - a) RS485 computer interface
  - b) 60A direct current (External CT module available)
- ▶ Harmonic measurement (Total & Individual)
- ▶ Autoranging
- ▶ Universal Auxiliary supply



**Advantages:**

- ▶ To caution on the Extra Energy Consumption
- ▶ To identify inefficiency of Machine/Man
- ▶ Reduce Panel Space, Wiring, Installation Time

**Applications:**

- ▶ Control Panel
- ▶ Distribution System
- ▶ Generator sets
- ▶ Motor Control
- ▶ Test Bench
- ▶ Energy Management
- ▶ Process Control & SCADA

**Measuring Parameters**

- ▶ Voltage (L-L)
- ▶ Voltage (L-N)
- ▶ Current (Phase wise)
- ▶ Power factor (Phase wise)
- ▶ Frequency
- ▶ Power: (Active/Reactive/Apparent)
- ▶ Active Energy
- ▶ Run Hours
- ▶ Total Harmonic Distortion (Voltage & Voltage: Phase wise)

**Supply Voltage**

Auxiliary Supply	90-270V AC/DC (±15%)
Frequency	50/60 Hz

**Display**

Display	3 rows of 4 digits LED display
Digit Height	0.56" (14.3mm)
Display Scrolling	Automatic/Manual

**Settable Parameters**

C.T. Primary	1/5A to 10000A (Programmable)
C.T. Secondary	1/5A (Programmable)
P.T. Ratio	Programmable upto 132 kV
Display Reset	Energy

**Output Specification**

Communication	RS485 (Optional)
---------------	------------------

**Input Specifications**

Electrical Connection	3Ø-4 wire/1Ø -2 wire
Input Voltage Range	0-500VAC (L-L)/0-300V (L-N)
Input Current Range	0.015A - 6AAC/Direct 60A optional
Frequency	45-65 Hz
Resolution	<ul style="list-style-type: none"> <li>▶ Energy 0.01 kWh</li> <li>▶ Power factor: 0.001</li> <li>▶ Frequency: 0.01 Hz</li> <li>▶ Voltage: Autoranging</li> <li>▶ Current: Autoranging</li> <li>▶ Power: Autoranging</li> </ul>
Accuracy	<ul style="list-style-type: none"> <li>▶ Voltage ±0.5% of F.S.</li> <li>▶ Power factor ±0.5%</li> <li>▶ Frequency ±0.1%</li> <li>▶ Power (Active, Reactive and Apparent): 1%</li> <li>▶ Energy (Active, Reactive and Apparent): Class 1</li> </ul>
Burden	Voltage: 0.2 VA max. per input Current: 0.2 VA max. per input Aux. supply: 3 VA max.

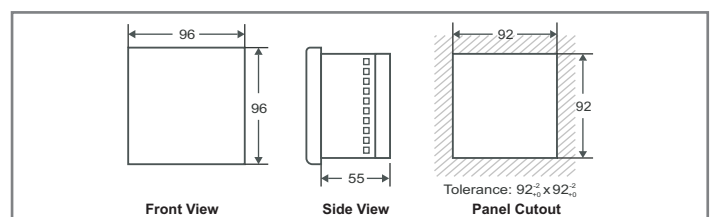
**Environmental Specifications**

Temperature	Operating : -10° to 55°C Storage : -20° to 75°C
Humidity	< 95% RH

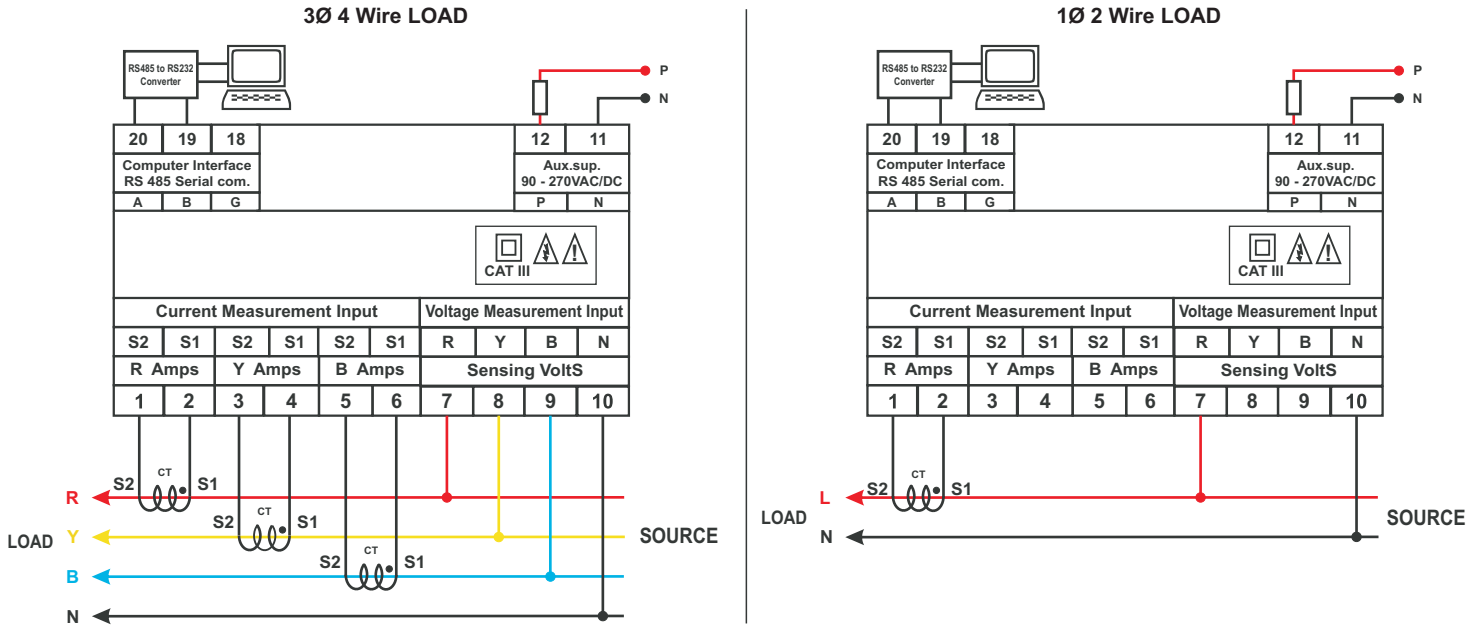
**Mechanical Specifications**

Mounting	Flush Mounting with Side Clamps
Weight	280 gms
Enclosure Material	ABS Thermoplastic

**Dimension**





Connection Diagram



Ordering Information

Ordering Code	Current Rating	Comm. RS485
VIPS 60	0-5A, CT programmable	
VIPS 60-60A-1P-M	0-60A, external CT for 1 phase (M)	
VIPS 60-60A-1P-N	0-60A, external CT for 1 phase (N)	
VIPS 60-60A-1P-NX.X	0-60 A, external CT for 1 phase (NX.X)	
VIPS 60-60A-3P-M	0-60A, external CT for 3 phase (M)	
VIPS 60-60A-3P-N	0-60A, external CT for 3 phase (N)	
VIPS 60-60A-3P-NX.X	0-60A, external CT for 3 phase (NX.X)	
VIPS 60-C	0-5A, CT programmable	✓
VIPS 60-60A-1P-M-C	0-60A, external CT for 1 phase (M)	✓
VIPS 60-60A-1P-N-C	0-60A, external CT for 1 phase (N)	✓
VIPS 60-60A-1P-NX.X-C	0-60A, external CT for 1 phase (NX.X)	✓
VIPS 60-60A-3P-M-C	0-60A, external CT for 3 phase (M)	✓
VIPS 60-60A-3P-N-C	0-60A, external CT for 3 phase (N)	✓
VIPS 60-60A-3P-NX.X-C	0-60A, external CT for 3 phase (NX.X)	✓

Accessories		
Description	Code	Photo
for external CT of 60A programmed for single phase	60A-1P	
for external CT of 60A programmed for three phase	60A-3P	

Preference of Accessories

The above module to be mounted behind the meter	M
The above module to be supplied with 1 meter long Leads	N
The above module to be supplied with long leads (any length on request) *Where X.X is length to be specified for eg. 2.5	NX.X