



**Features:**

- ▶ Leakage Current display
- ▶ User settable trip level and time delay
- ▶ Panel mount
- ▶ Password protection
- ▶ Bar graph display for leakage current in percentage of set point
- ▶ Two Relays Output
- ▶ CBCT open circuit detection
- ▶ Auto / Manual Reset



**Advantages:**

- ▶ Door mount
- ▶ Protects human life
- ▶ Constant leakage current detection

**Applications:**

- ▶ Generator Control Panel
- ▶ Distribution Control Panel
- ▶ Protection Control Panel

**Display**

Display	LCD (Displays actual leakage current in amps)
Digit	3
Bar graph	Percentage of leakage Current Setting

**Input Specification**

Status of Relay	Programmable
Reset	Auto / Manual Programmable

**Output Specifications**

No. of Relay	2
Relay Rating	NO (5A and 240V AC) NC (5A and 240V AC)
Type of O/P (Relay 1)	1 C/O (SPDT)
Type of O/P (Relay 2)	1 C/O (SPDT)

**Functional Specifications**

Time Delay	Power ON, Trip Time, Recovery Time
Alarm Indication	Pre-warning alarm, Trip, CBCT error
CBCT Sizes	35mm, 70mm, 120mm and 210 mm

**Supply Specifications**

Supply Voltage	90-270V AC/ DC
Supply Frequency	50/60 Hz
Power Consumption	3VA max.

**Environmental Specification**

Operating Temperature	-10°C to 70°C
Storage Temperature	-20°C to 50°C
Humidity	Up to 95% RH

**Mechanical Specification**

Weight	228 g
Dimensions	96X96X48mm (WxHxD)
Mounting	Door Mount
Enclosure	ABS Thermoplastic
Button	3

**Current Rating**

Measuring Range	10mA - 30A, 50 - 60Hz
Set Points	1A - (0-999 mA) 10A - (1-9.99 A) 30A - (10-30 A)
Pre-Alarm	50 - 90 % of Leakage Current Setting

**Trip Time Setting**

Power ON Delay	0 - 99.9 sec
Trip Time Delay	0 - 99.9 sec
Recovery Time Delay	0 - 99.9 sec (auto reset)
Response Time	≤ 25 msc

**Hysteresis**

Hysteresis	3 - 25% of set value
------------	----------------------

**Resolution**

Current	Auto ranging
---------	--------------

**Accuracy**

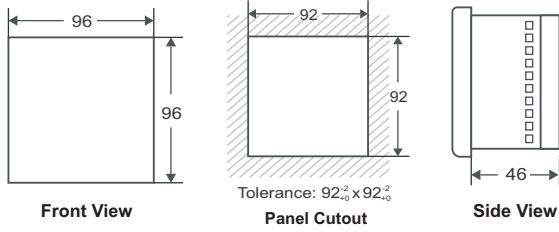
Current	± 5% of setting (± 2 count)
Time Setting Accuracy	± 5% of setting

**Resolution**

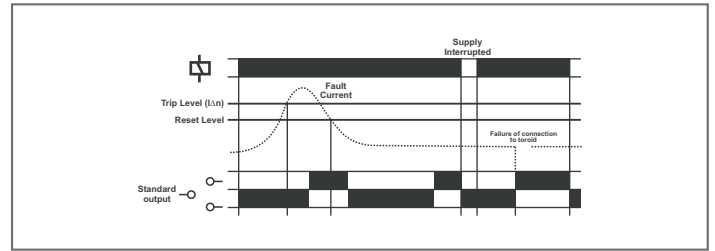
R1 (Red LED)	Relay 1
R2 (Red LED)	Relay 2
CBCT open circuit	R1 & R2 Blinks Continuously



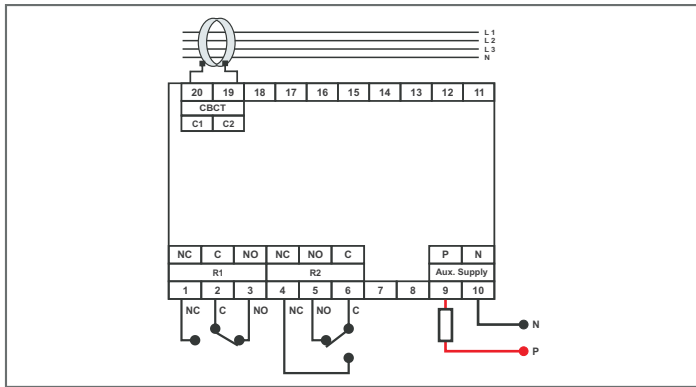
Dimension



Functional Diagram



Connection Diagram



Ordering Information

Ordering Code	Description
VIPS 98L	Flush mounted digital ELR, current rating 10 mA- 30 A, SMPS based

Connection Diagram (Only for CBCT)

